



M8 Receptacles

Nickel-plated brass body
IP 68 rating on threaded connection

NEW 5 Pole

	3P	4P	5P
MALE FACE VIEW			
COLOR CODE	1- brown 3- blue 4- black	1- brown 2- white 3- blue 4- black	1- brown 2- white 3- blue 4- black 5- gray
VOLTAGE	60V AC / 75V DC	60V AC / 75V DC	60V AC / 75V DC
CURRENT	4A	4A	3A
CONDUCTOR	#24-3	#24-4	#24-5

MALE ACCEPTS SNAP OR THREADED CORDSETS	FIG	RECEPTACLES WITH 30 CENTIMETER #24 AWG PVC LEADS		
M8 X 0.5 MOUNTING THREADS	1	4R3P06A27C300	4R4P06A27C300	4R5P06A27C300
M8 X 1 MOUNTING THREADS	2	4R3F06A27C300	4R4F06A27C300	—
FEMALE ACCEPTS THREADED CORDSETS ONLY	FIG	RECEPTACLES WITH 30 CENTIMETER #24 AWG PVC LEADS		
M8 X 0.5 MOUNTING THREADS	3	4R3P00A27C300	4R4P00A27C300	4R5P00A27C300

CATALOG OPTIONS

Note: For mating cordsets see pages 168-175
Refer to compatibility matrix for cordset/receptacle combinations

Use the following chart to modify your part's specifications

4R5P06A27C300

LEAD LENGTH
60 CENTIMETER **600**

Specifications



- MECHANICAL**
- CONNECTOR FACE: PBT
- SHELL: NICKEL-PLATED BRASS
- O-RING: VITON
- WIRE: PVC; #24 AWG (19X #36)
- ELECTRICAL**
- VOLTAGE RATING: 60V AC / 75V DC
- AMPERAGE: 3P - 4A
4P - 4A
5P - 3A
- ENVIRONMENTAL**
- PROTECTION: NEMA 6P, IP 68 (COUPLER)
NEMA 4, IP 65 (SNAP)
- AMBIENT OPERATING TEMP: -4° TO 221°F (-20° TO 105°C) - PVC
- CERTIFICATIONS**
- UL: UL RECOGNIZED, FILE NO. 152210

RECEPTACLE DIMENSIONS

MALE - M8 X 0.5 MOUNTING THREADS
(ACCOMMODATES SNAP AND THREADED FEMALE CORDSETS)

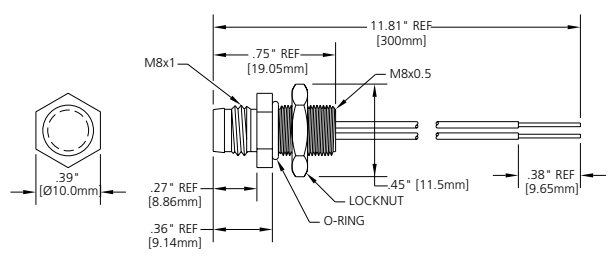
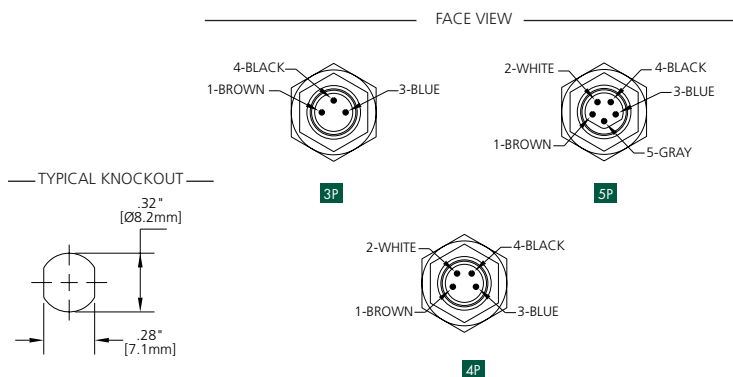


FIG 1



MALE - M8 X 1 MOUNTING THREADS
(ACCOMMODATES SNAP AND THREADED FEMALE CORDSETS)

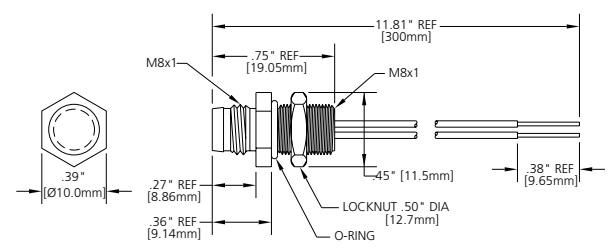
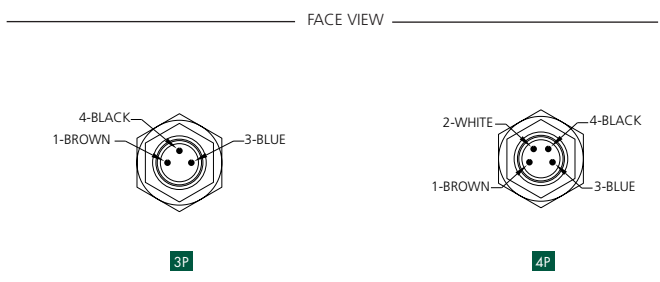


FIG 2



FEMALE - M8 X 0.5 MOUNTING THREADS
(ACCOMMODATES THREADED MALE CORDSETS ONLY)

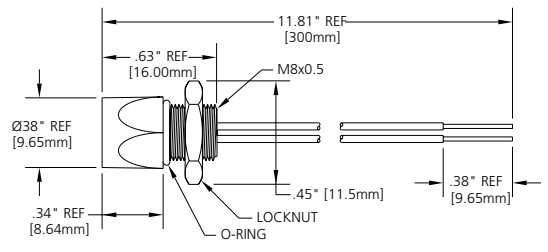
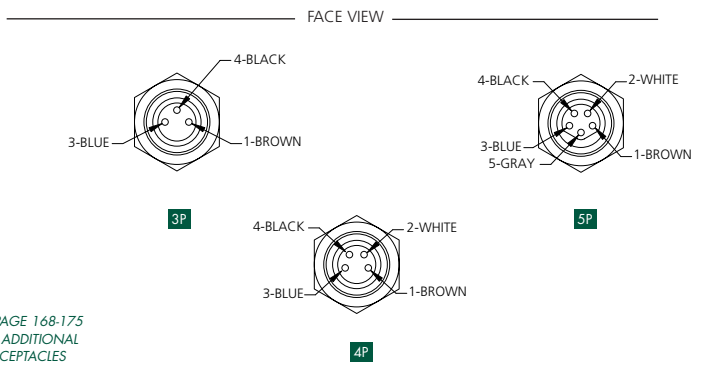


FIG 3



SEE PAGE 168-175 FOR ADDITIONAL RECEPTACLES